

Sacramento County Children's Report Card 2022

Brought to you by

SACRAMENTO COUNTY
CHILDREN'S COALITION

Appointed by the Sacramento County
Board of Supervisors





The ***Children's Report Card*** offers a comprehensive data report that describes the well-being of our children, youth, and families.

“Children hold our future in their hands. As a community, we hold their health, safety, education, and happiness in ours.”



Result Areas

Family Economic Well-Being

Education

Health and Wellness

Safety

Social and Emotional Well-Being



Community Voice

Seven Community Convenings were held, to gather and amplify our community's voice throughout the report

District 1

- Fruitridge Community Collaborative
- La Familia Counseling Center (Spanish)
- North Sacramento Family Resource Center

District 2

- Valley Hi Family Resource Center

District 3

- Arcade Community Center

District 4

- Kiwanis Club of Citrus Heights

District 5

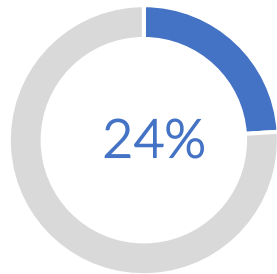
- Folsom Cordova Community Partnership

Family Economic Well-Being – Security

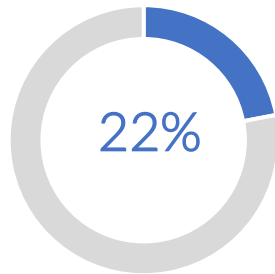
“It’s definitely hard when you are having to make a decision around ‘do I give my child a book or do I get them dinner?’ It’s really tricky for some of our communities. Those are hard decisions to make. And dinner is usually the winning one.” - (Attendee/Parent at Kiwanis Club Convening)

Children and Youth Living Below Federal Poverty Level

2012



2018



Annual income needed to remain self-sufficient
\$115,728 (2020)

Two-parent working family, with one preschooler and one school-age child



55% of families who rent, pay over the recommended 30% of their income (2018)

Down from 57% (2011)



Unemployment rate decreased from
11% (2011) to **3.7%** (2019)

36% of convening attendees cited housing as one of the biggest challenges their family is facing right now.

Family Economic Well-Being – Child Care

“Honestly, that’s why I became a stay-at-home dad.... I didn’t need to make \$25/hour just to break even on child care...” - (Attendee/Parent at Kiwanis Club Convening)

Annual Cost of Child Care (2019)

Infant

Child Care Center	\$14,240
Family Child Care Home	\$9,594

Preschool

Child Care Center	\$9,913
Family Child Care Home	\$8,955

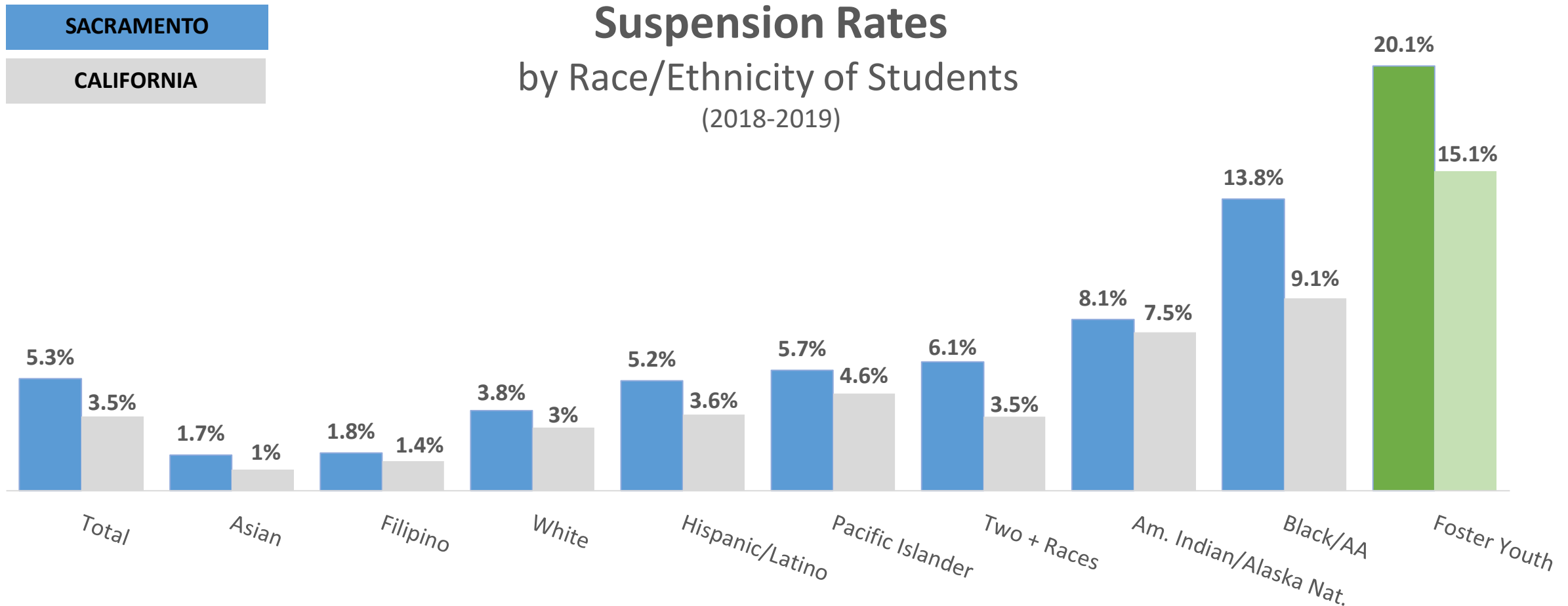


48% of convening attendees said that lack of child care is one of the biggest challenges their family is facing right now.

How are we helping families gain economic stability and self-sufficiency?

Education – Disparities

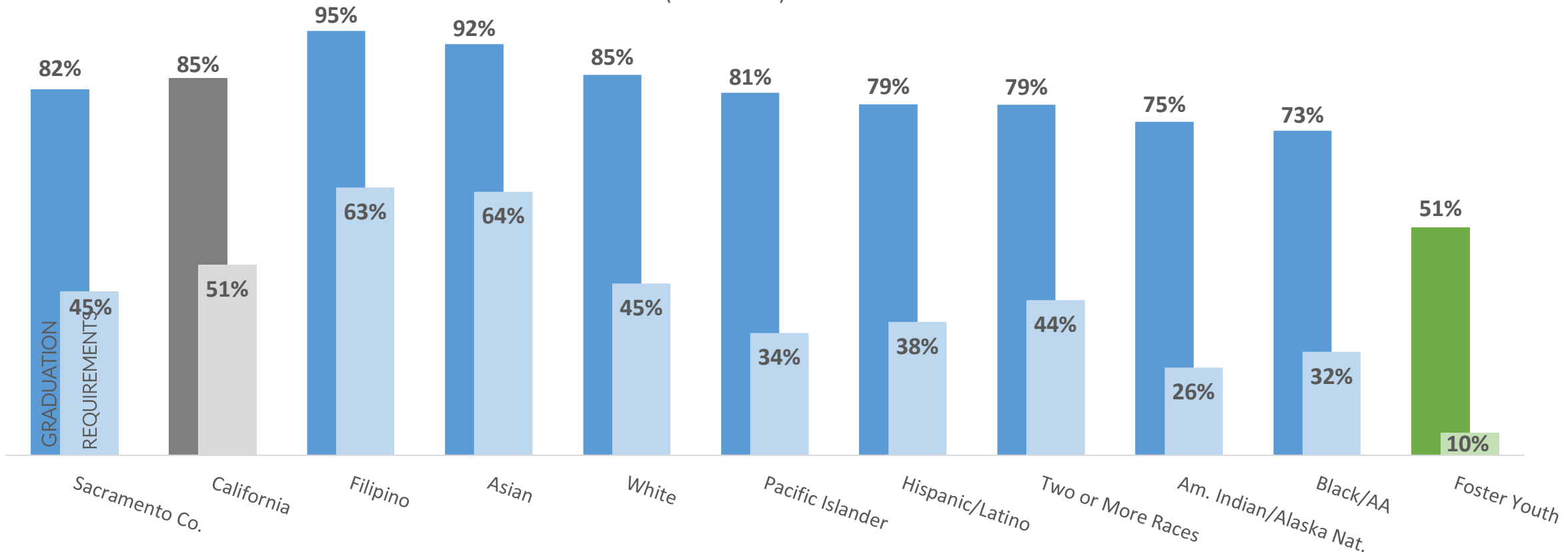
Black/African American students make up 12% of school enrollment and represent 30% of all students who are suspended.



Education – High School Graduation

“I was a little bit shocked. I graduated thinking that anyone who graduated can pretty much go to any sort of state school [CSU]. I didn’t realize that there was this huge discrepancy.” - (Attendee/Parent at Folsom Cordova Convening)

Students Graduating & Graduates Meeting CSU/UC Requirements
(2018-2019)

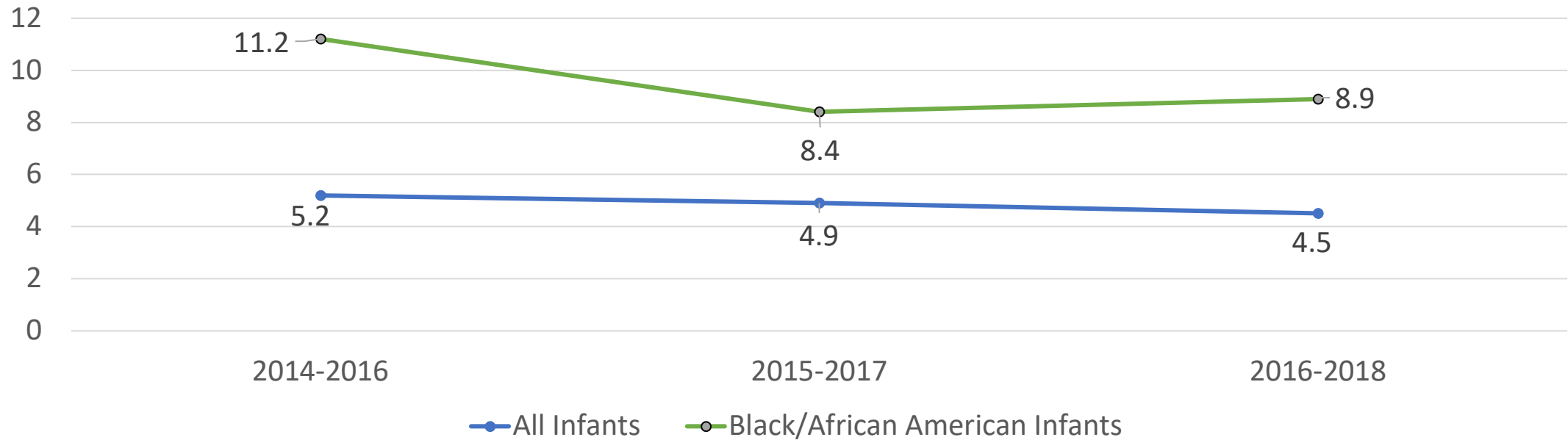


Do our children/youth have the tools and resources to be financially stable and self-sufficient as adults?

Child and Family Safety – Infant Mortality

“It’s really hard to hear about infant mortality rates. I know there are things like the Black Child Legacy [Campaign] but how do we get more people in the community to hear about this?” -(Attendee/Parent at Folsom Cordova Convening)

Infant Mortality Rate, Three-Year Rolling Averages
(per 1,000 births)

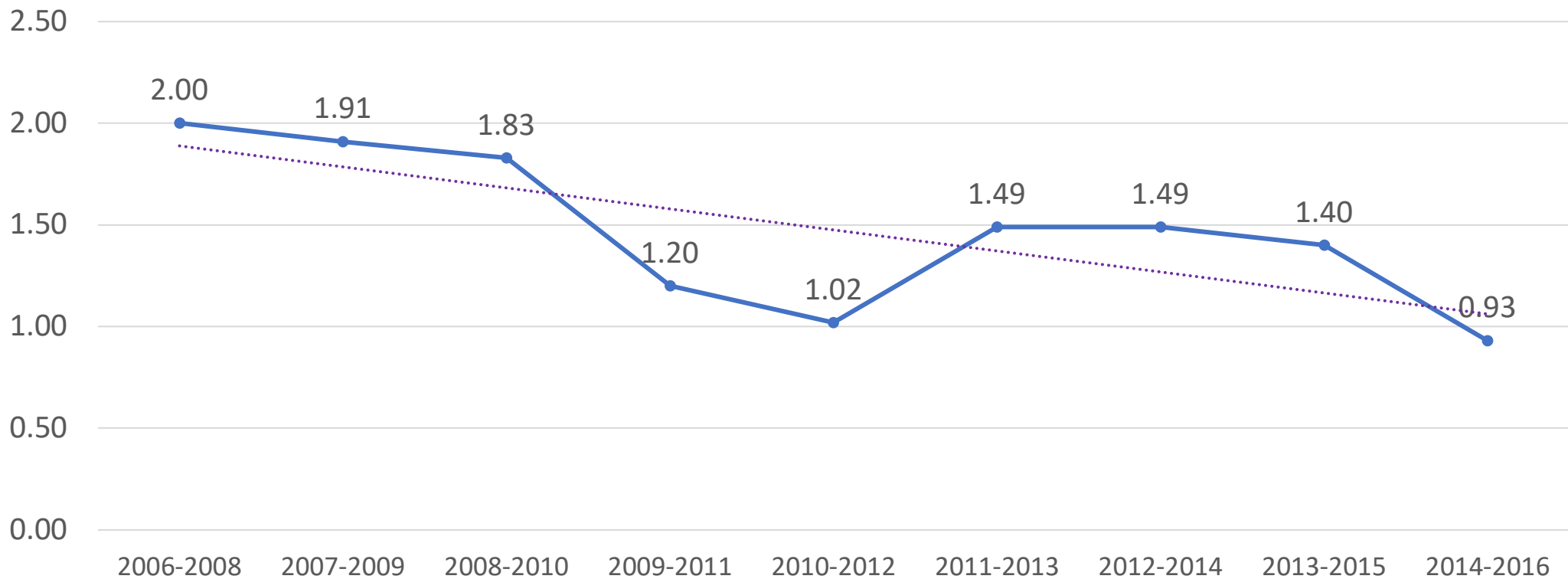


34% of convening attendees cited infant mortality rates as one of the most important data points shared about safety.

Child and Family Safety – Abuse & Neglect

58% of convening attendees said the most important data points shared about safety pertained to child abuse/neglect.

Child Abuse and Neglect Homicides, 3-Year Rolling Average Rate
(per 100,000 child population)



Child and Family Safety – Homelessness

When I look around my neighborhood, I notice people need... “AFFORDABLE HOUSING, SO THAT EVERYONE HAS A ROOF.”

(Attendee/Parent at Community Convening)

20% of those who reported homelessness were **families with children/youth.**

52% of them reported they were **unsheltered.**

This is **5x higher than the national average.**

(2019)



4% (10,470) of all enrolled **students** in the county were experiencing homelessness.

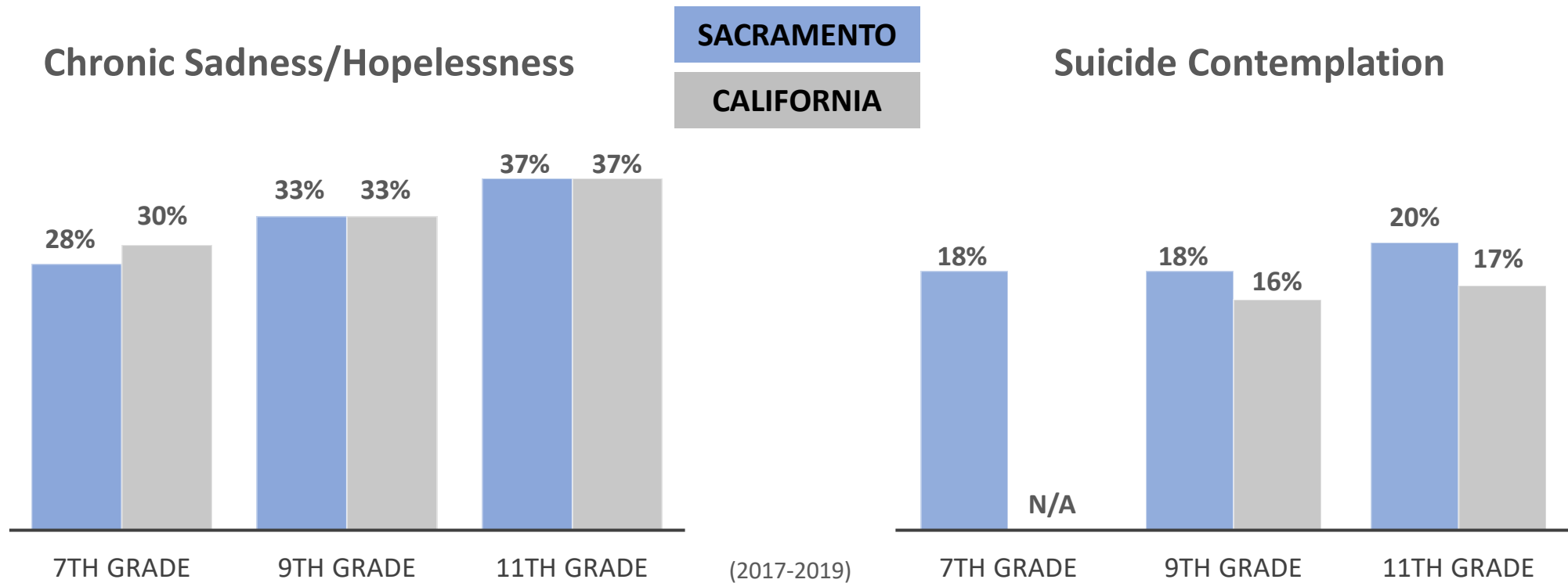
This is compared to **4.3% across California.**

(2019-2020)

43% of convening attendees said that children/youth and families experiencing homelessness is one of the most important data points shared about safety.

Health and Well-Being – Behavioral Health

The services that would make my neighborhood a better place include... “accessible and visible mental health services that don’t require technical use to get interventions to those in need.” - (Attendee/Parent at Valley Hi Convening)



66% of convening attendees said that one of the most important data points shared about health and wellness pertained to child/youth mental health.

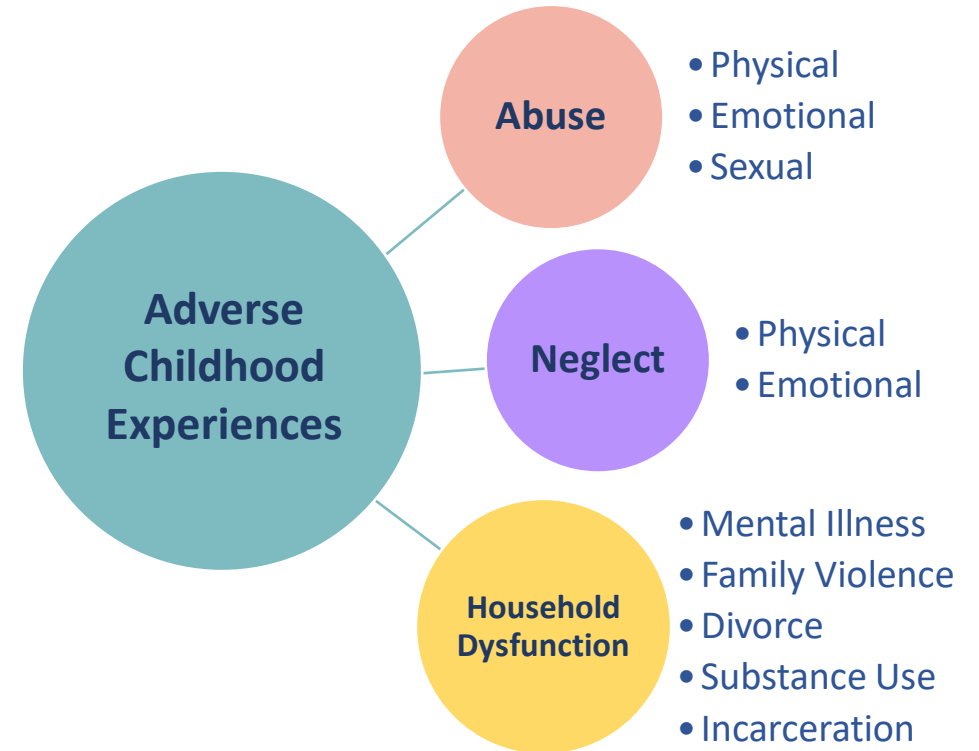
Social and Emotional Well-Being

“I’m glad this is being discussed and would like more coverage on the emotional and psychological consequences of domestic violence, not just physical. Often people are not trauma informed.”

(Attendee/Parent at Kiwanis Club Convening)

Reported ACEs in
Households with Children/Youth

ACEs REPORTED	SACRAMENTO	CALIFORNIA
0 ACEs	33%	36%
1-3 ACEs	48%	46%
4+ ACEs	19%	16%



66% of convening attendees said that the most important information shared about social and emotional well-being pertained to Adverse Childhood Experiences (ACEs).

Acknowledgments

Sacramento County is fortunate to have countless parents, caregivers, families, service providers, and community members who are dedicated to improving the health, safety, and well-being of children, youth, and families. The *2022 Sacramento County Children's Report Card* could not have been written without your invaluable insight. Thank you!

Sacramento County Children's Coalition

Policy and Advocacy Committee (and partners)

Children's Report Card Project Team

Child Abuse Prevention Council of Sacramento
California State University Sacramento, Institute for Social Research

Community Convening Hosts

Birth and Beyond Family Resource Centers
Kiwanis Club of Citrus Heights

Additional Contributing Partners

First Star Sacramento State Academy
Sacramento Youth Commission
First 5 Sacramento Commission
SETA Head Start



**“If it takes a village to raise a child,
it takes a village to support that
child’s family.”**

The development of the
***2022 Sacramento County
Children’s Report Card***
was made possible by support from:



SACRAMENTO COUNTY
CHILDREN’S COALITION

Appointed by the Sacramento County
Board of Supervisors

In partnership with:



Child Abuse Prevention Council
of Sacramento, Inc.

